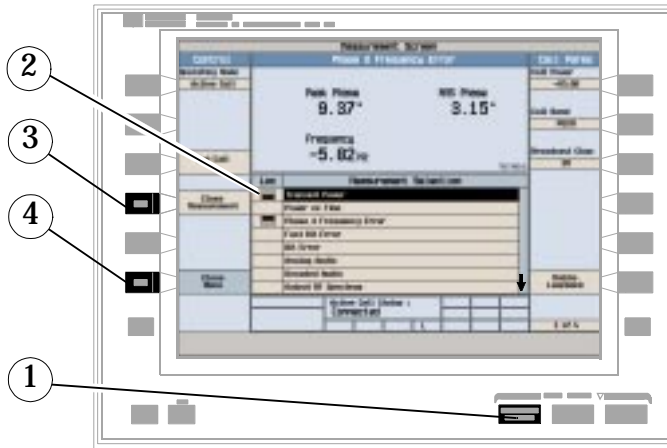


How Do I Turn Off a Measurement?



1. Press the MEASUREMENT SELECTION key.
2. Highlight the measurement you want to turn off.
3. Press Close Measurement (F4).
4. Press Close Menu (F6).

How Do I Change Call Parameters?

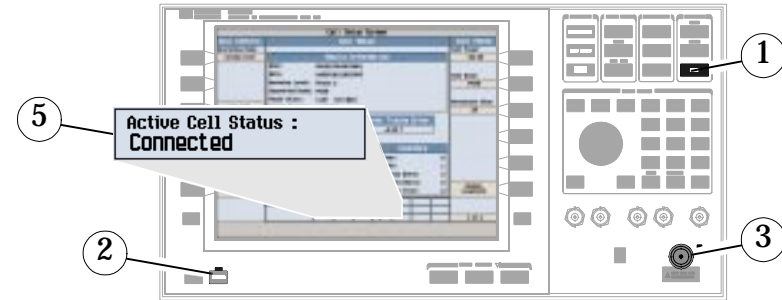


1. Press F7, F8, or F9.
2. Enter a value or highlight a selection and press the knob.
3. Press the MORE key for additional Call Parameters.
Note: For a dual-band handover, change Traffic Band selection (F7 on Call Parms menu 2 of 4).

Quick Guide

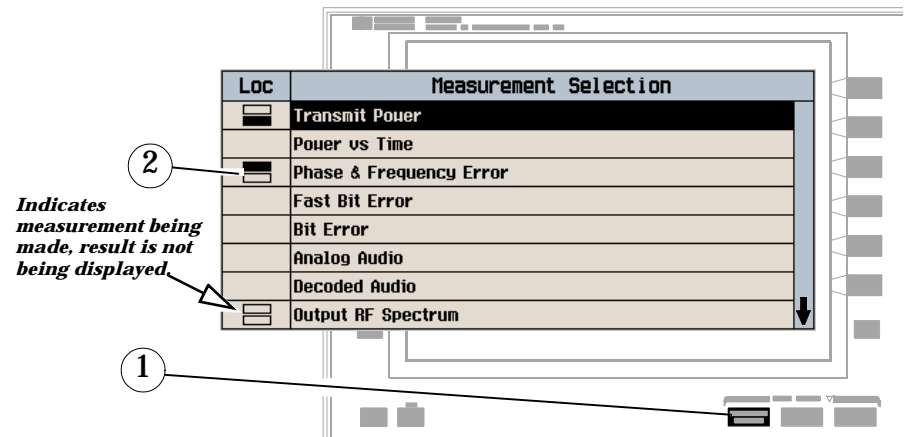
How Do I Make Measurements on a Mobile?

A Establish a Call.



1. Press the SHIFT key.
2. Press the PRESET key.
3. Connect the Mobile.
Note: Is the Mobile Camped? PGSM is default Cell Band setting.
4. On the Mobile press 1, 2, 3, and then press send.
5. Check for "Connected" in the Active Cell Status field.

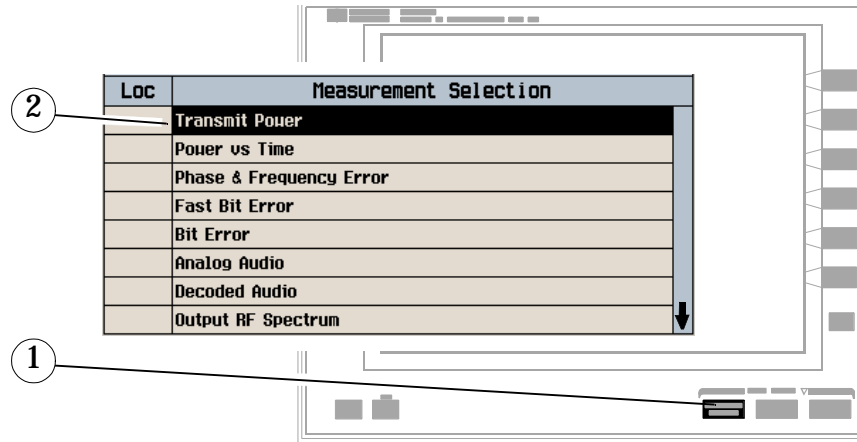
B Select Measurements.



1. Press the MEASUREMENT SELECTION key.
2. Highlight a measurement and press the knob.
3. Repeat steps 1 and 2 to add measurements.

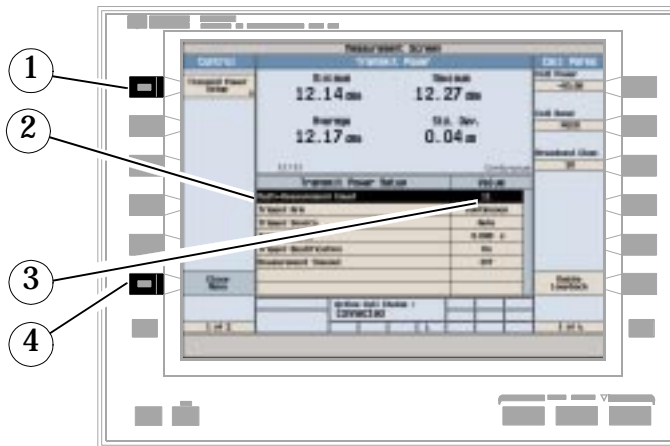
How Do I Change Measurement Setup?

A Select Measurement.



1. Press the MEASUREMENT SELECTION key.
2. Highlight a measurement to setup and press the knob.

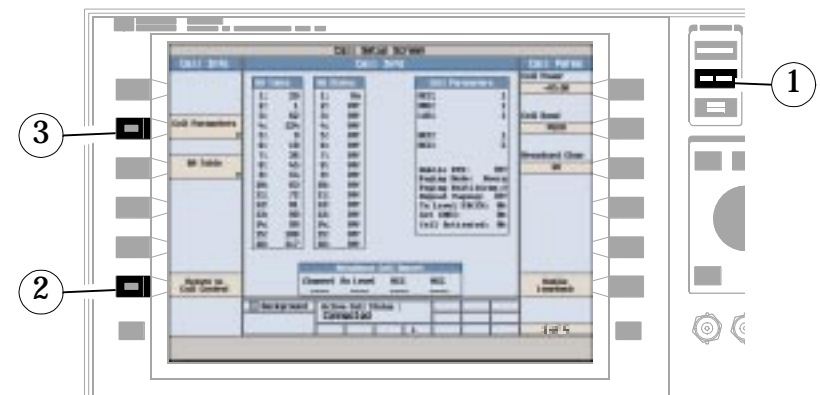
B Set Up Measurement.



1. Press the setup key (F1).
2. Highlight a parameter and press the knob.
3. Enter a value or selection and press the knob.
Note: For Statistical measurement results, change the Multi-Measurement Count parameter from "Off" to a number >1.
4. Press Close Menu (F6).

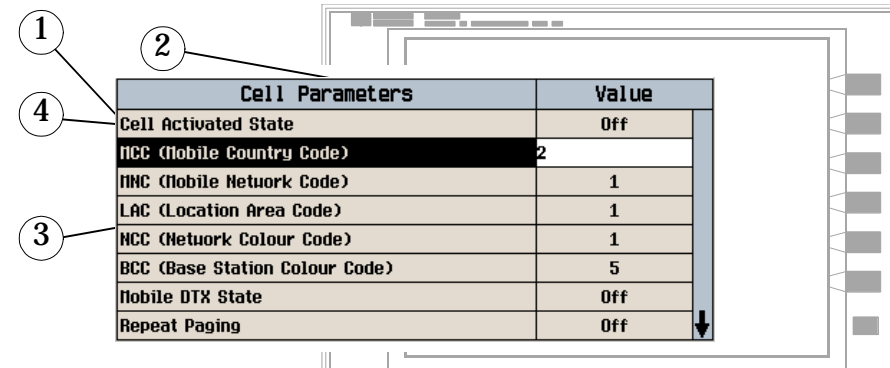
How Do I Change Cell Parameters?

A Select Cell Parameters Menu.



1. Press the CALL SETUP key.
2. Press Cell Info (F6).
3. Press Cell Parameters (F2).

B Set a Cell Parameter.



To change "Network" cell parameters follow the instructions below.
For all other cell parameters:

Highlight the parameter, press the knob, enter a value, and press the knob.

To Change "Network" Cell Parameters:

1. Highlight Cell Activated State and press the knob.
Highlight "Off" and press the knob.
2. Set Cell Activated State to "Off".
3. Set "Network" Cell Parameter to the desired value.
Highlight the parameter, press the knob, enter a value, and press the knob.
4. Set Cell Activated State to "On".